

ALLUMINIO / ALUMINIUM

LAMIERE LISCIE EN AW 1050

PLATES EN AW 1050



spessore thickness mm	peso weight Kg / Mq	spessore thickness mm	peso weight Kg / Mq	spessore thickness mm	peso weight Kg / Mq
0,6	1,6	2	5,4	5	13,5
0,8	2,2	2,5	6,8	6	16,2
1	2,7	3	8,1	8	21,6
1,5	4,1	4	10,8	10	27,0

LAMIERE MANDORLATE EN AW 3105 / 5754

CHEKERED PLATES EN AW 3105 / 5754



spessore thickness mm	peso weight Kg / Mq	formato size mm	peso weight Kg / Fg	spessore thickness mm	peso weight Kg / Mq	formato size mm	peso weight Kg / Fg
3 + 2	9,0	1000 x 2000	18	5 + 2	14,5	1000 x 2000	29
		1250 x 2500	29			1250 x 2500	46
		1500 x 3000	41			1500 x 3000	66

PIATTI EN AW 6060

FLAT BARS EN AW 6060



piatto section L x S mm	peso weight Kg / Mt	piatto section L x S mm	peso weight Kg / Mt	piatto section L x S mm	peso weight Kg / Mt
15 x 3	0,122	30 x 3	0,243	60 x 3	0,486
20 x 3	0,162	40 x 3	0,324	80 x 3	0,648
25 x 3	0,202	50 x 3	0,405	80 x 8	1,728

TONDI EN AW 6060

ROUND BARS EN AW 6060



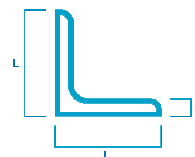
tondo diameter (D) mm	peso weight Kg / Mt	tondo diameter (D) mm	peso weight Kg / Mt	tondo diameter (D) mm	peso weight Kg / Mt	tondo diameter (D) mm	peso weight Kg / Mt
6	0,076	12	0,300	18	0,690	30	1,910
8	0,136	14	0,420	20	0,840	35	2,600
10	0,210	16	0,540	25	1,330	40	3,390

PROSIDER

ALLUMINIO / ALUMINIUM

ANGOLARI EN AW 6060

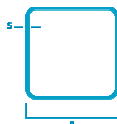
ANGLE BARS EN AW 6060



angolare section L x L x S mm	peso weight Kg / Mt	angolare section L x L x S mm	peso weight Kg / Mt
20 x 20 x 3	0,300	40 x 40 x 3	0,624
25 x 25 x 3	0,380	50 x 50 x 3	0,786
30 x 30 x 3	0,462	60 x 60 x 3	0,948

TUBOLARI QUADRI E RETTANGOLARI EN AW 6060

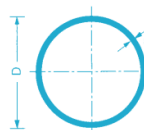
SQUARE AND RECTANGULAR HOLLOW SECTIONS EN AW 6060



tubolare section A x A x s mm	peso weight Kg / Mt	tubolare section A x B x s mm	peso weight Kg / Mt
15 x 15 x 1,5	0,220	20 x 10 x 1,5	0,231
20 x 20 x 2	0,389	30 x 15 x 2	0,442
25 x 25 x 2	0,496	40 x 20 x 2	0,604
30 x 30 x 2	0,604	50 x 25 x 2	0,766
40 x 40 x 2	0,820	60 x 30 x 2	0,938
45 x 45 x 2	0,929	80 x 40 x 4	2,422
50 x 50 x 2	1,086		
60 x 60 x 2	1,252		

TUBI TONDI EN AW 6060

TUBES EN AW 6060



tubo diam x thick D x s mm	peso weight Kg / Mt	tubo diam x thick D x s mm	peso weight Kg / Mt
10 x 1,5	0,107	35 x 2	0,560
12 x 1,5	0,133	40 x 2	0,645
15 x 2	0,221	45 x 2	0,730
18 x 2	0,272	50 x 2	0,814
20 x 2	0,306	55 x 2	0,899
25 x 2	0,390	60 x 2	0,984
30 x 2	0,475		

PROSIDER