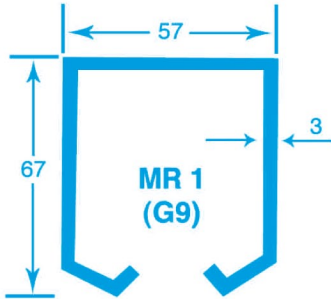
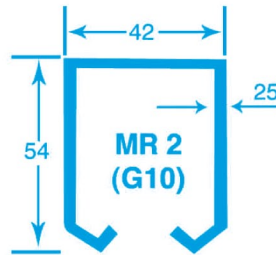


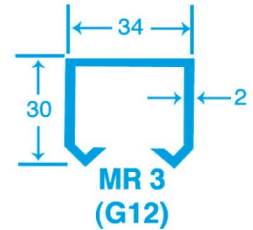
# MONOROTAIE E CARRELLI MONORAIL FOR CARRIAGES



Tipo per carrelli grandi  
peso kg / mt 5,000  
Type for large carriages  
weight kg / mt 5,000




Tipo per carrelli piccoli  
peso kg / mt 3,180  
Type for medium carriages  
weight kg / mt 3,180

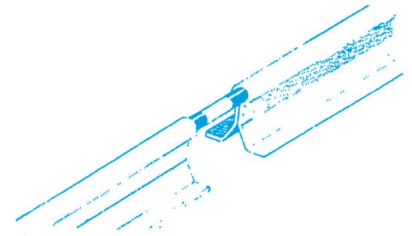


Tipo per carrelli mignon  
peso kg / mt 1,774  
Type for small carriages  
weight kg / mt 1,774

## GUIDA ROLLING A PAVIMENTO ROLLING FLOORING GUIDE



## TONDO GIUNZIONE PIN JOINT GUIDE



## TUBOLARI SERRAMENTI SP.15/10

## TUBULARS SECTIONS FOR WINDOW AND DOOR FRAMES

tipo type	peso weight Kg / Mt	tipo type	peso weight Kg / Mt
<p>1A</p> <p>Spessore / Thickness 15/10</p>	1,720	<p>1C</p> <p>Spessore / Thickness 15/10</p>	1,990
<p>1B</p> <p>Spessore / Thickness 15/10</p>		<p>2A</p> <p>Spessore / Thickness 15/10</p>	

